

LISBOA THE ECONOMY IN FIGURES 2023

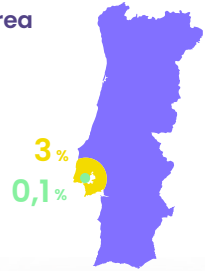


lisboa
unicorn
capital.

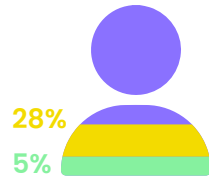


Did you know?

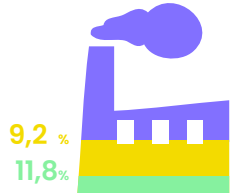
Area



Population



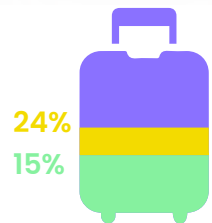
Non financial companies



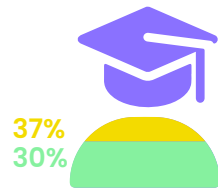
People employed in non financial companies



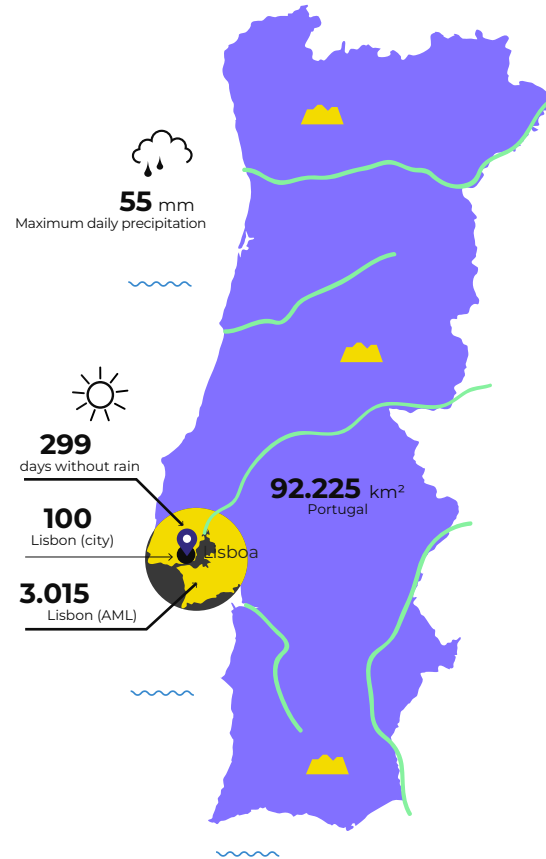
Tourists



Higher education students

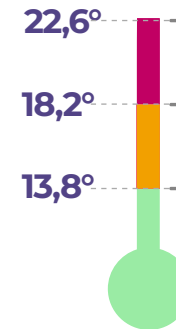


Area



Lisbon (L Geophysical)

Average annual temperature (Celsius)



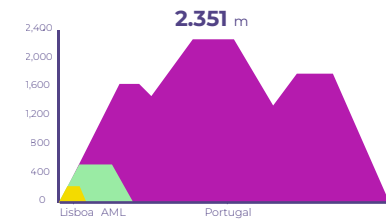
Elevation

228 m
Lisbon (City)

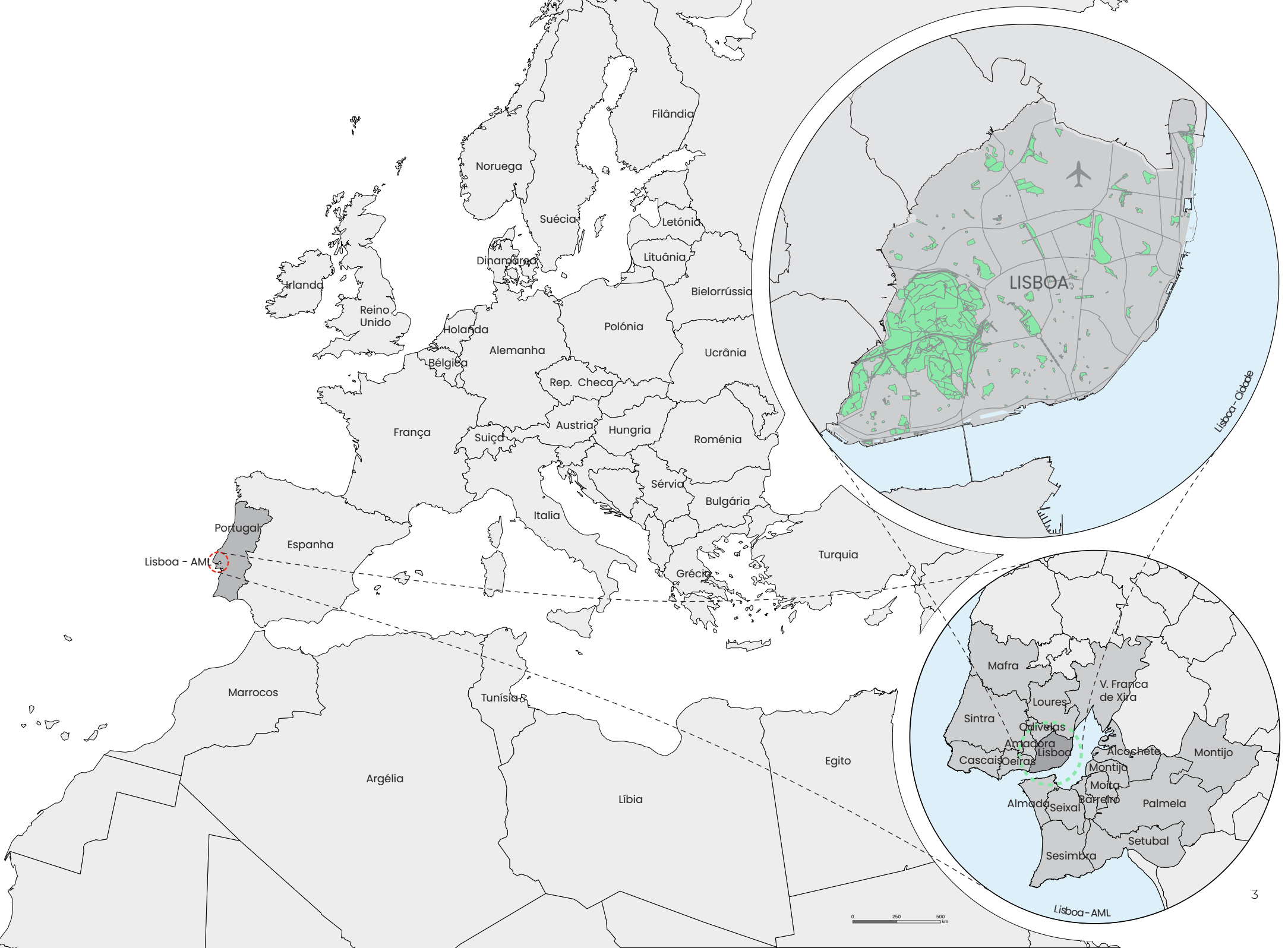
528 m
Lisbon (AML)

2.351 m
Portugal

Source: INE, I.P. Statistical Yearbook, Ed. 2019, Year: 2018



Source: Statistics Portugal, Statistical Yearbook of Lisboa Region, Ed.2022



General Characterization

- **Lisbon** is the capital of a country with **10.3 million inhabitants and the center of a metropolitan region** with a **population of 2.9 million**.
- **Being the country's capital has costs. Every day** the city's population **grows by 70 per cent** due to commuter movements.
- After losing 257,000 residents over the past five decades (around 1/3rd of its population) **Lisbon city stopped experiencing a decrease in population during the first decade of the 2000s** (with a significant decrease in the rate of demographic loss compared to previous decades, losing only 3% of its population in the last 10 years). **The number of families has also been increasing, and the number of young residents as well.**
- **The Lisbon Metropolitan Area** is where the country's economic **decision-making centers are located**.

It accounts for around **36% of the country's GDP** and **employs around 1,478,000 people** (29% of the country's employment), with an apparent labor productivity 1.2 times higher than that of the country.
- Currently, there is a **strong pressure for demographic decline nationwide**, which could reverse the recorded trend and result in the city losing population again.

Demography

10.352.042

Portugal Population

Resident Population

544.095

Lisbon (City)

5,3

Country Total

2.869.627

Lisbon metropolitan area

27,7

Country Total

Population Density

5.438

 Hab/km²

Lisbon (City)

952

 Hab/km²

Lisbon metropolitan area

Source: Statistics Portugal, Statistical Yearbook of Lisboa Region, Ed.2022



Birth Rate



Mortality Rate

9,9 %

Lisbon (City)

14,1 %

Lisbon (City)

9,3%

Lisbon metropolitan area

11,6 %

Lisbon metropolitan area

7,7%

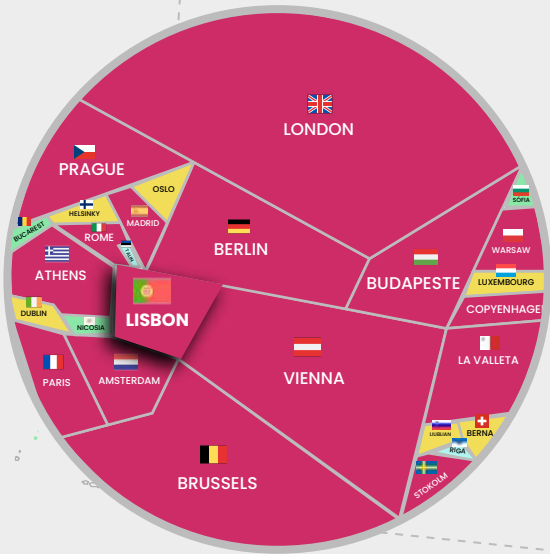
Portugal

12,0 %

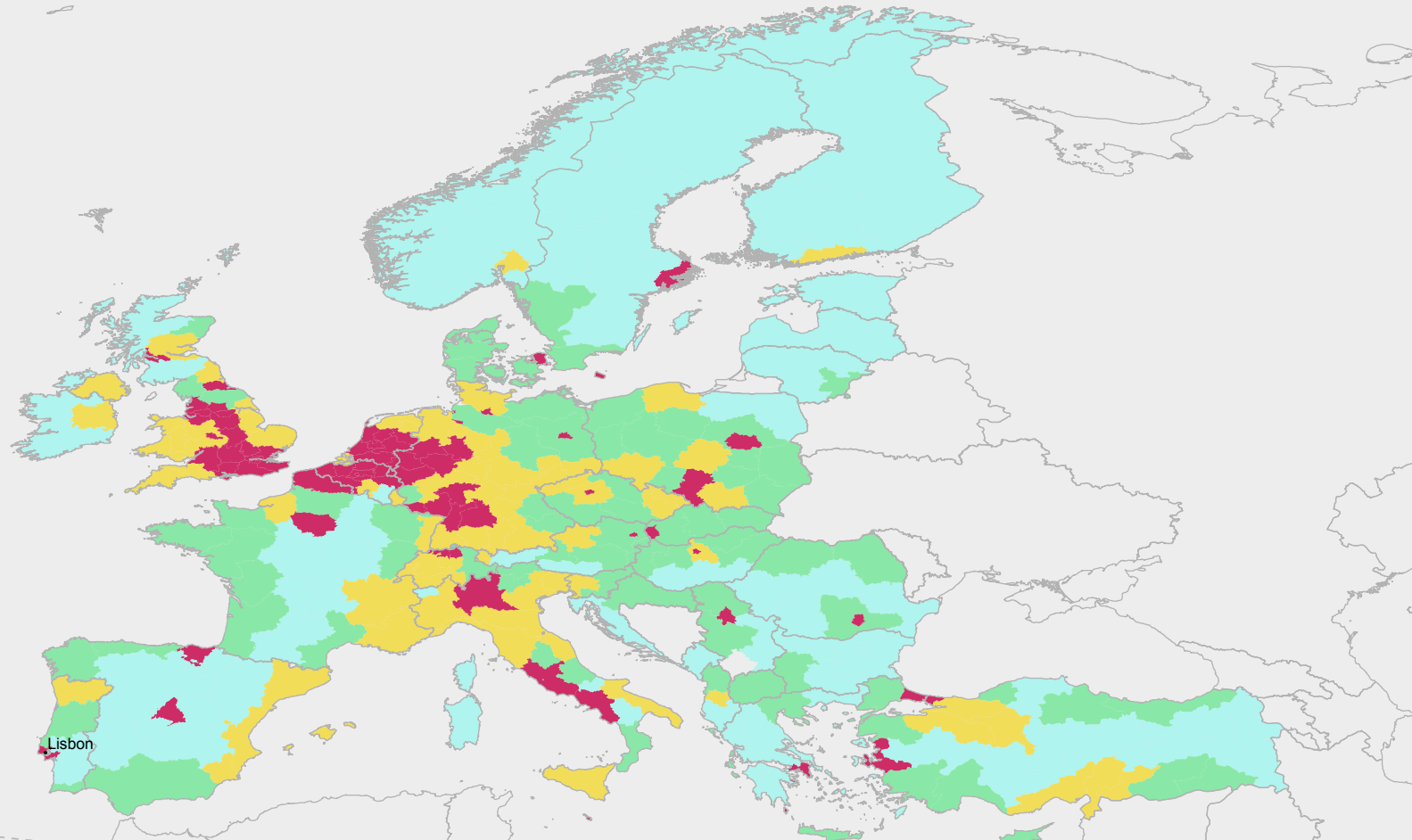
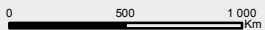

Portugal

Source: Statistics Portugal, Statistical Yearbook of Lisboa Region, Ed.2022

Population Density in European Capital Regions (Region)



Population Density (hab/km2. year 2022)



Foreign Resident Population

108.653

Resident foreign population (Lisbon)

15,6 % Country Total

698.536

National total

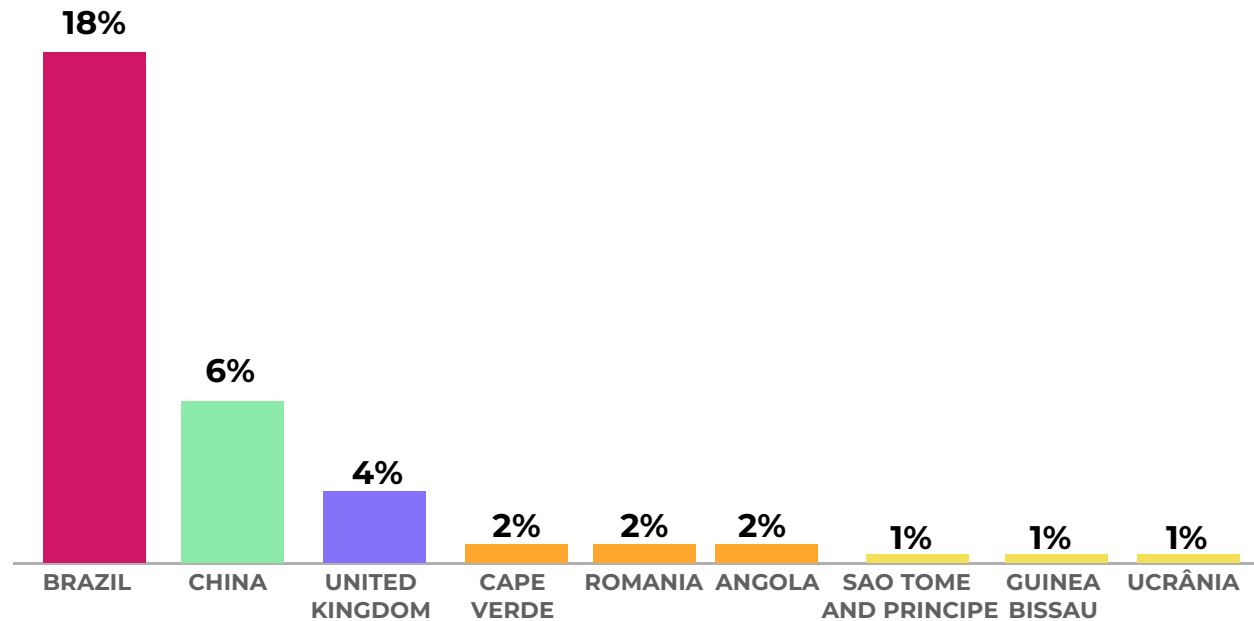
343.995

Resident foreign population (AML)

49,2 %

Country Total

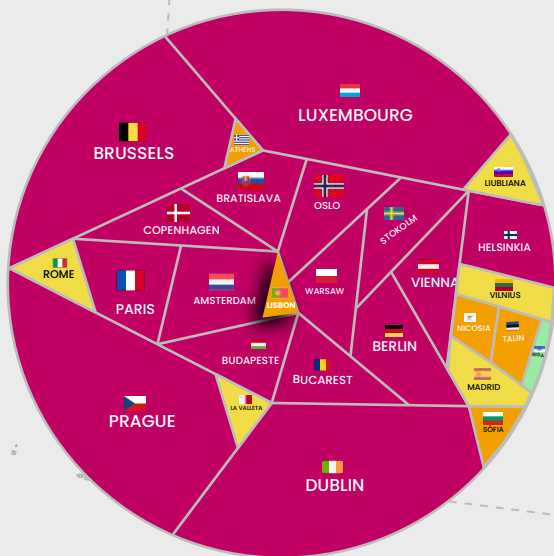
Main Nationalities - Foreign Population Living in the Municipality of Lisbon




Source: Statistics Portugal, Statistical Yearbook of Lisboa Region, Ed.2022



Gross Domestic Product PPS (per capita), in European Regions Capitals (region)



Produto Interno Bruto PPC | per capita (paridade do poder de compra . ano 2021)



Economic Indicators

Activity and employment indicators (AML)

76.405
GDP* (million €) → **35,6%**
Country total

66.149
GVA* (million €) → **35,7%**
Country total

1.478
Employment* (thousands) → **29,8%**
Country total

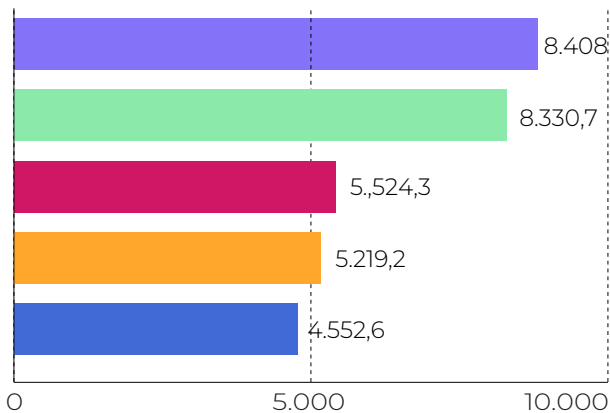
26,7
GDP per capita (thousands €) → **1,3 %**
Country total






44,7
Apparent Labor Productivity
(thousands €) → **1,2 %**
Country total

Source: INE, I.P. Statistical Yearbook 2021 Edition

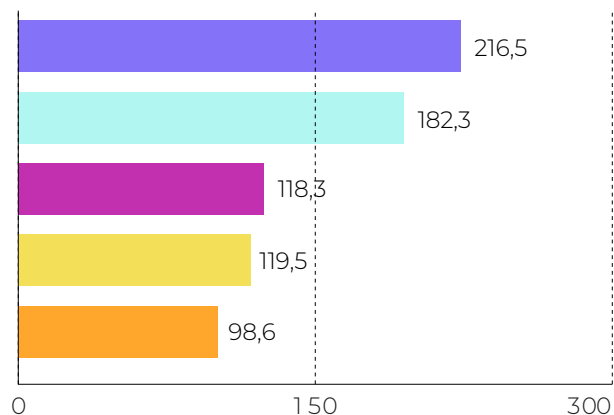
GVA and employment by economic activity in the Lisbon Metropolitan Area (AML)






GVA (million euros)



-  Commerce
-  Real estate activities
-  Financial and insurance activities
-  Public Administration
-  Manufacturing industries

Employment (thousands of people)



-  Commerce
-  Administrative activities
-  Restaurants and similar
-  Human health activities
-  Public Administration

Source: Statistics Portugal, Statistical Yearbook of Lisboa Region, Ed.2022

Business and Entrepreneurship

- The **Lisbon Metropolitan Area** has many **high-tech** companies and research centers. It has **approximately 370 thousand firms located there**.
- The **number of workers employed** by foreign companies and in the **high-tech** sectors in Lisbon **exceeds the national average**.
- **Lisbon** remains an **attractive location** for many **multinational companies**, with the potential for expansion. Naturally, shared service centres and nearshore services tend to establish here.
- **Software** and **internet**, as well as **health** and **well-being** services, **are the main sectors** with great **potential for development** here.

AML Business Fabric

374.207 → **28,8%**
Total number of enterprises Country total

1.454.738 → **35,1%**
Staff at work Country total

40.395 → **42,9%**
GVA (million) Country total

163.632 → **44%**
Turnover (million €) Country total

Source: Statistics Portugal, Statistical Yearbook of Lisboa Region, Ed.2022



Lisbon's non-financial business fabric

120.698

Enterprises

9,2%

Country total

59.113

Companies

13,5 %

Country total

675.345

Staff at work

16,0 %

Country total

24.272

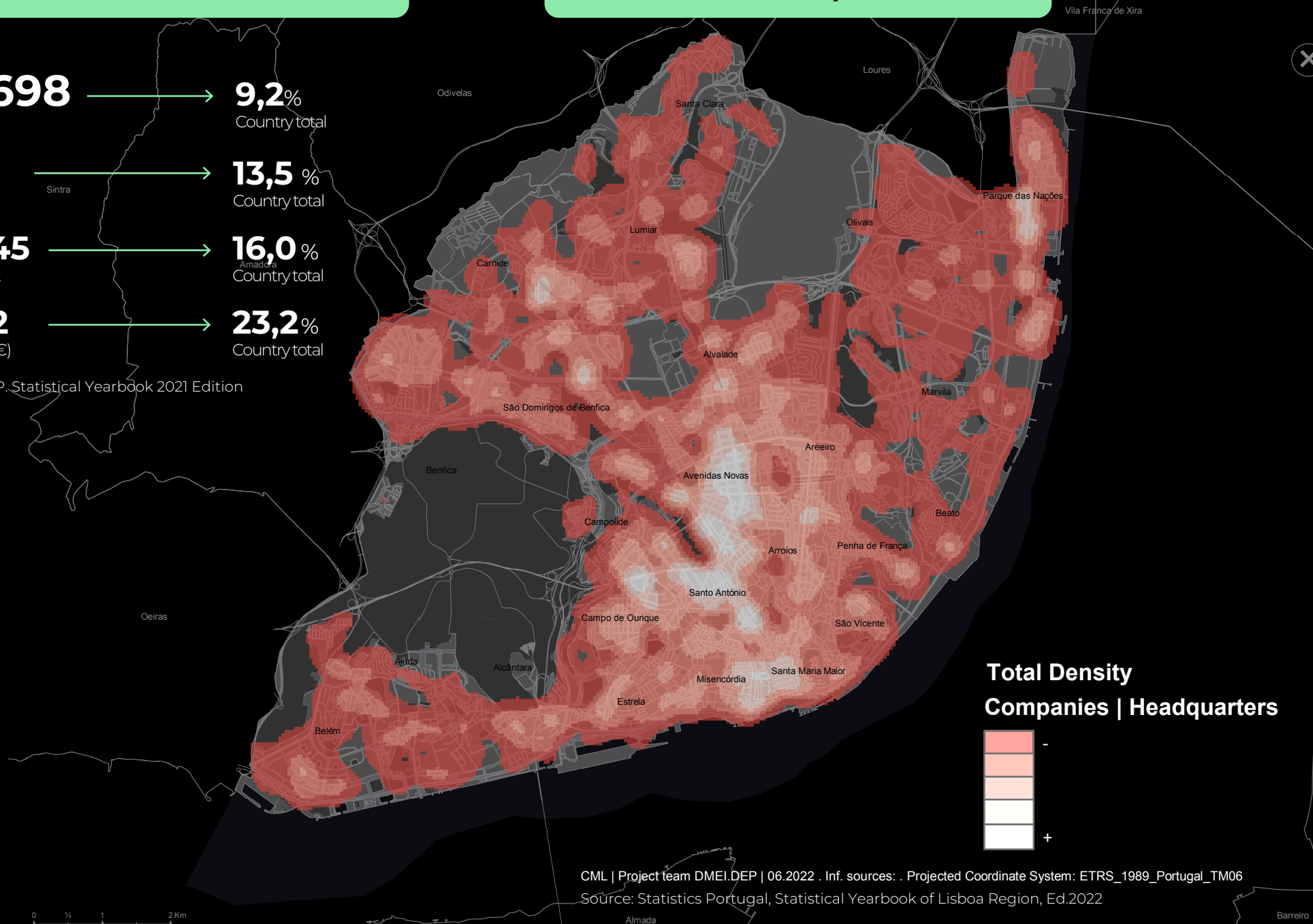
GVA (million €)

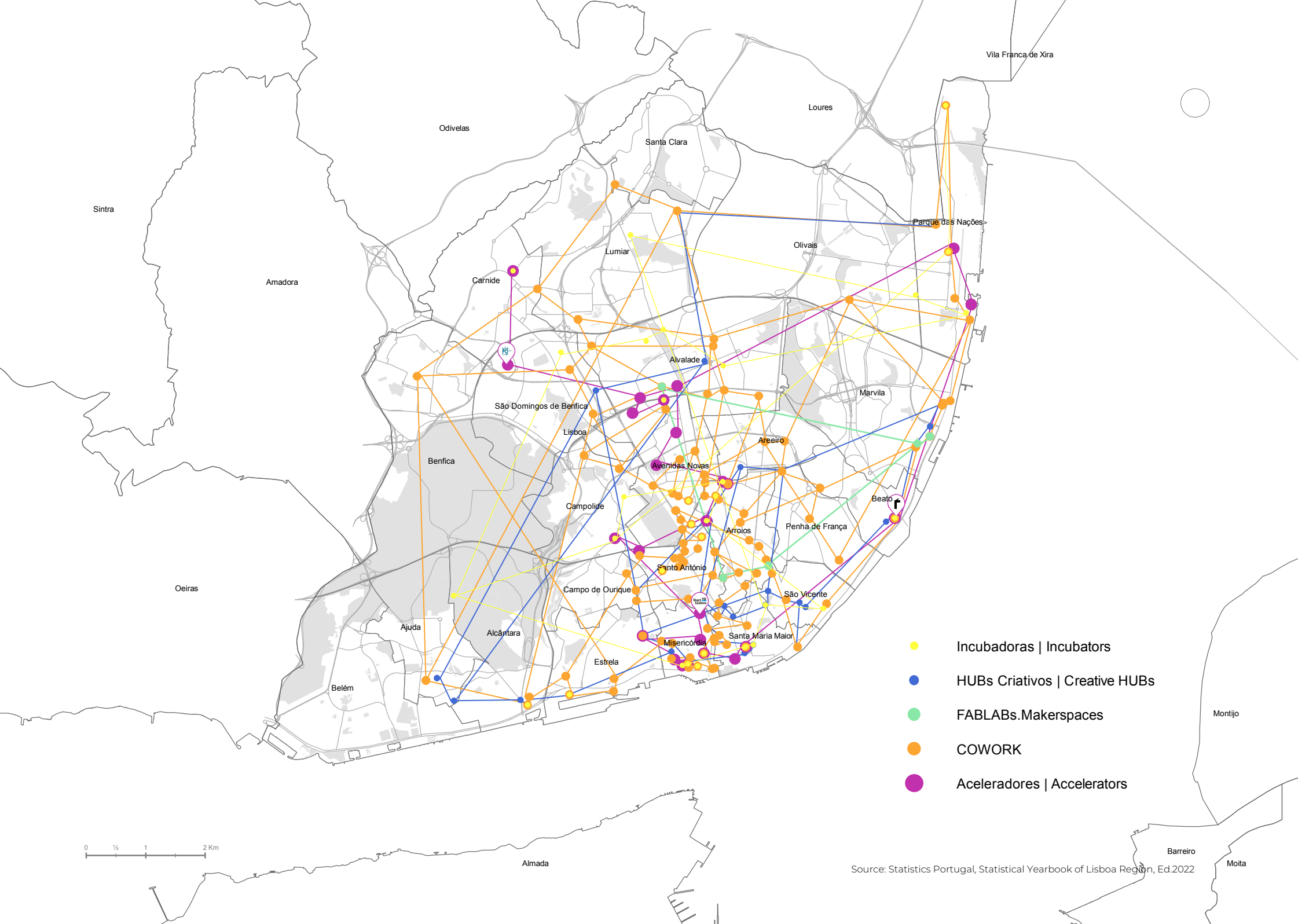
23,2%

Country total

Source: INE, I.P. Statistical Yearbook 2021 Edition

Total number of companies in Lisbon



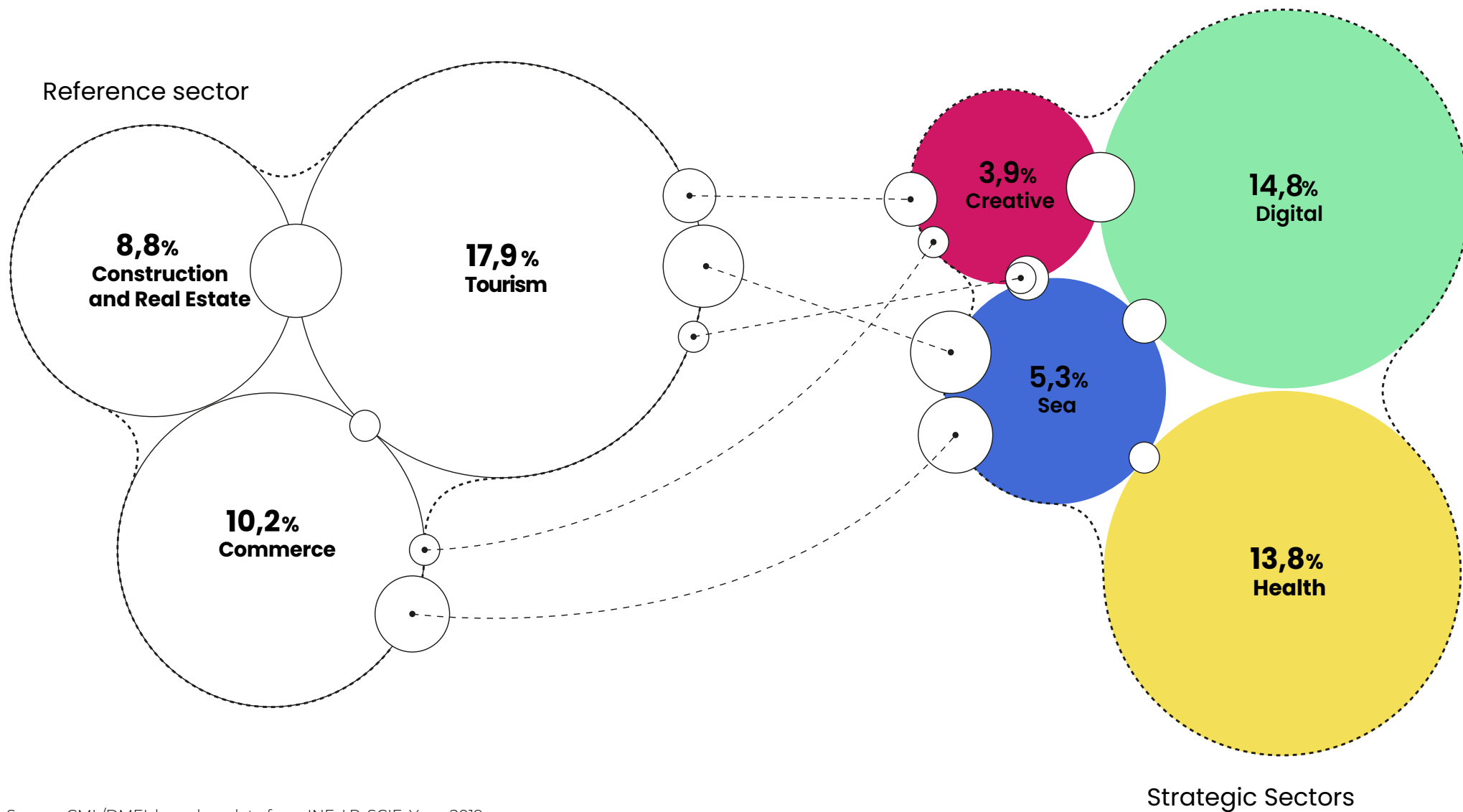


- Incubadoras | Incubators
- HUBs Criativos | Creative HUBs
- FABLABs.Makerspaces
- COWORK
- Aceleradores | Accelerators

0 1/4 1 2 Km

Source: Statistics Portugal, Statistical Yearbook of Lisboa Region, Ed.2022

Sectors' weight in GDP in AML*



Source: CML/DMEI, based on data from INE, I.P. SCIE, Year: 2019

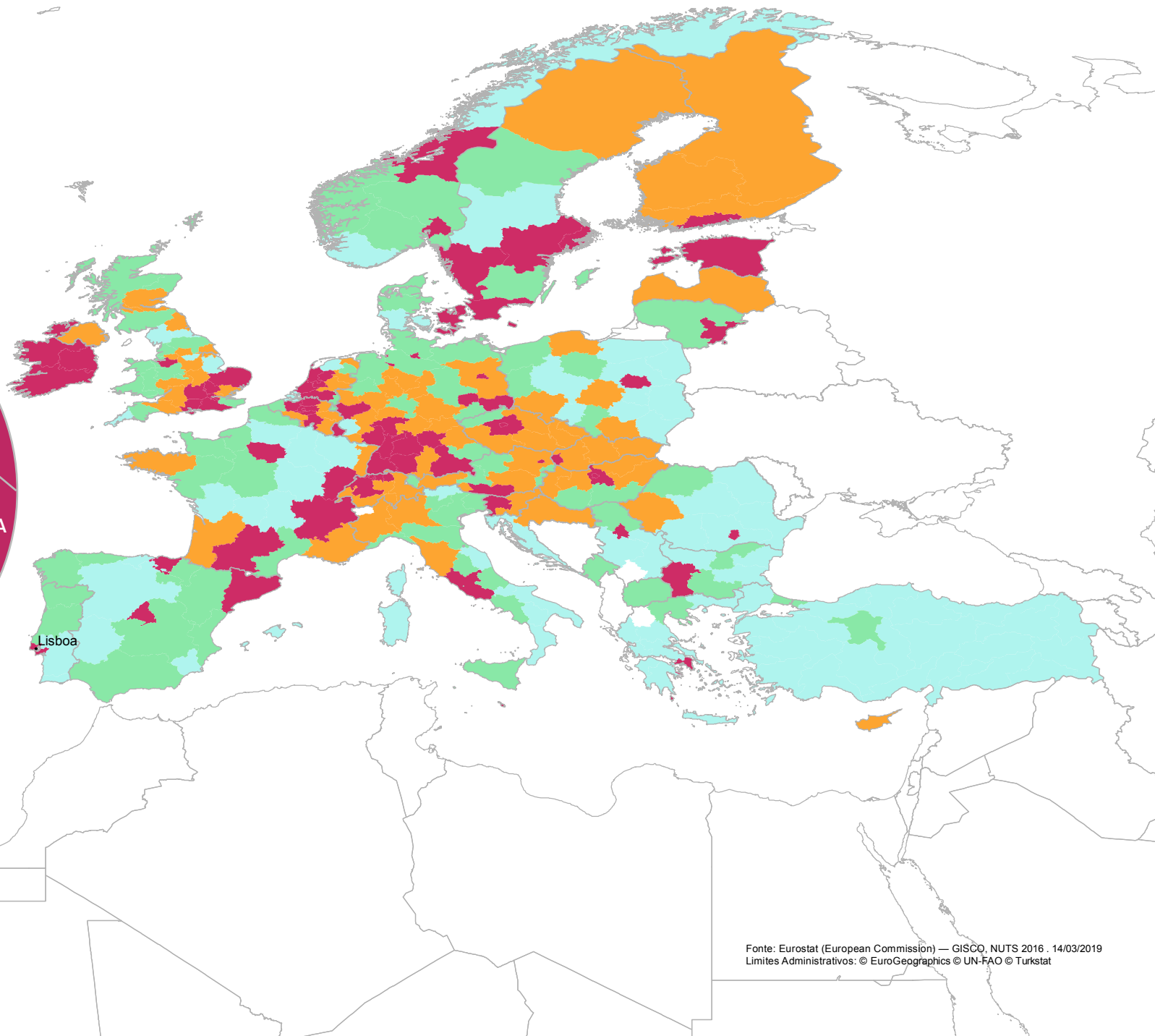
*Representation of strategic sectors based on Gross Values Added by enterprises, according to the delimitation drawn up by CML/DMEI

Employment in high-tech sectors
in European regions. Capitals
(Region)



Jobs in high-tech sectors
(% do total do emprego da região . ano 2022)

- <2,4
- 2,5 - 3,7
- 3,8 - 5,3
- >5,3



Human capital and knowledge

- **Lisbon** provides a pool of **highly skilled professionals** who are **adaptable, innovative, linguistically diverse, and competitive**, with over 40% of Lisbon Metropolitan area inhabitants holding advanced academic degrees.
- **Around a quarter of the country's workers** and employed people are in the **Lisbon region**, where there are currently approximately **95,000 people without jobs**.
- **Lisbon Metropolitan** area has an **R&D expenditure ratio of 1.7 per cent of GDP, a significant figure in the European context**. Around 433.217 students were enrolled in higher education in 2020/2021
- **The Lisbon Region accounts for about 43 per cent of the country's total research** and development expenditure, with **the business sector responsible for 49 per cent of this. Funding and 51% of execution**.
- Currently, there is a **strong pressure for demographic decline nationwide**, which could reverse the recorded trend and result in the city losing population again.

Qualified human capital (AML)



Resident population and employment indicators

1403,3 → **27,2%**
Working population (thousands) Country total

1308,2 → **27,2%**
Employed population (thousands) Country total

95 → **28%**
Unemployed population (thousands) Country total

Source: INE, I.P. Statistical Yearbook 2021 Edition



Activity and employment indicators

59,6 % → **59,2%**
Activity rate (AML) in Portugal

56,7 % → **55,3%**
Female activity rate (AML) in Portugal

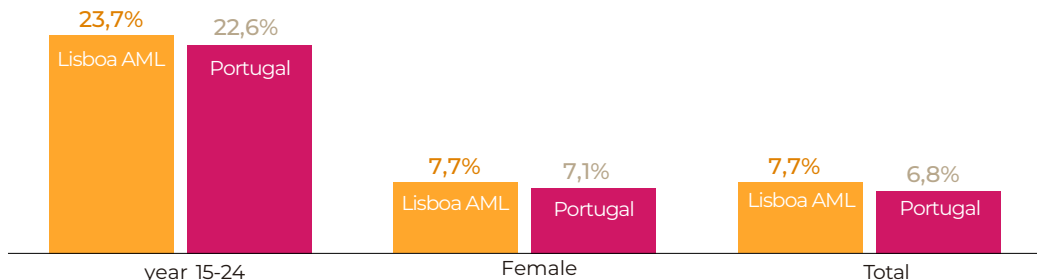
31,9 % → **32,9%**
Activity rate 15 - 24 (AML) in Portugal

23,5% → **25,2%**
Employment rate 15 - 24 (AML) in Portugal

Source: Statistics Portugal, Statistical Yearbook of Lisboa Region, Ed.2022

Human capital and knowledge

Unemployment rate 2021



Source: INE, I.P. Statistical Yearbook 2021 Edition

Average monthly earnings (2019)

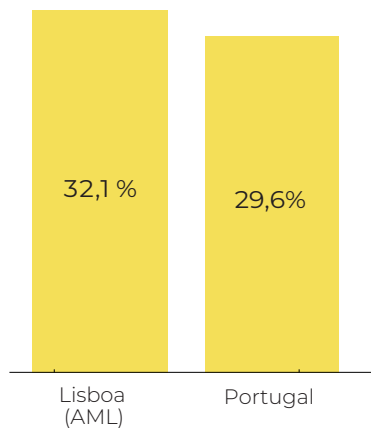


Source: INE, I.P. Statistical Yearbook 2021 Edition

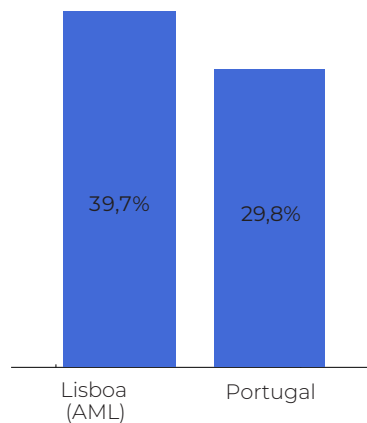
Academic qualifications of the resident population

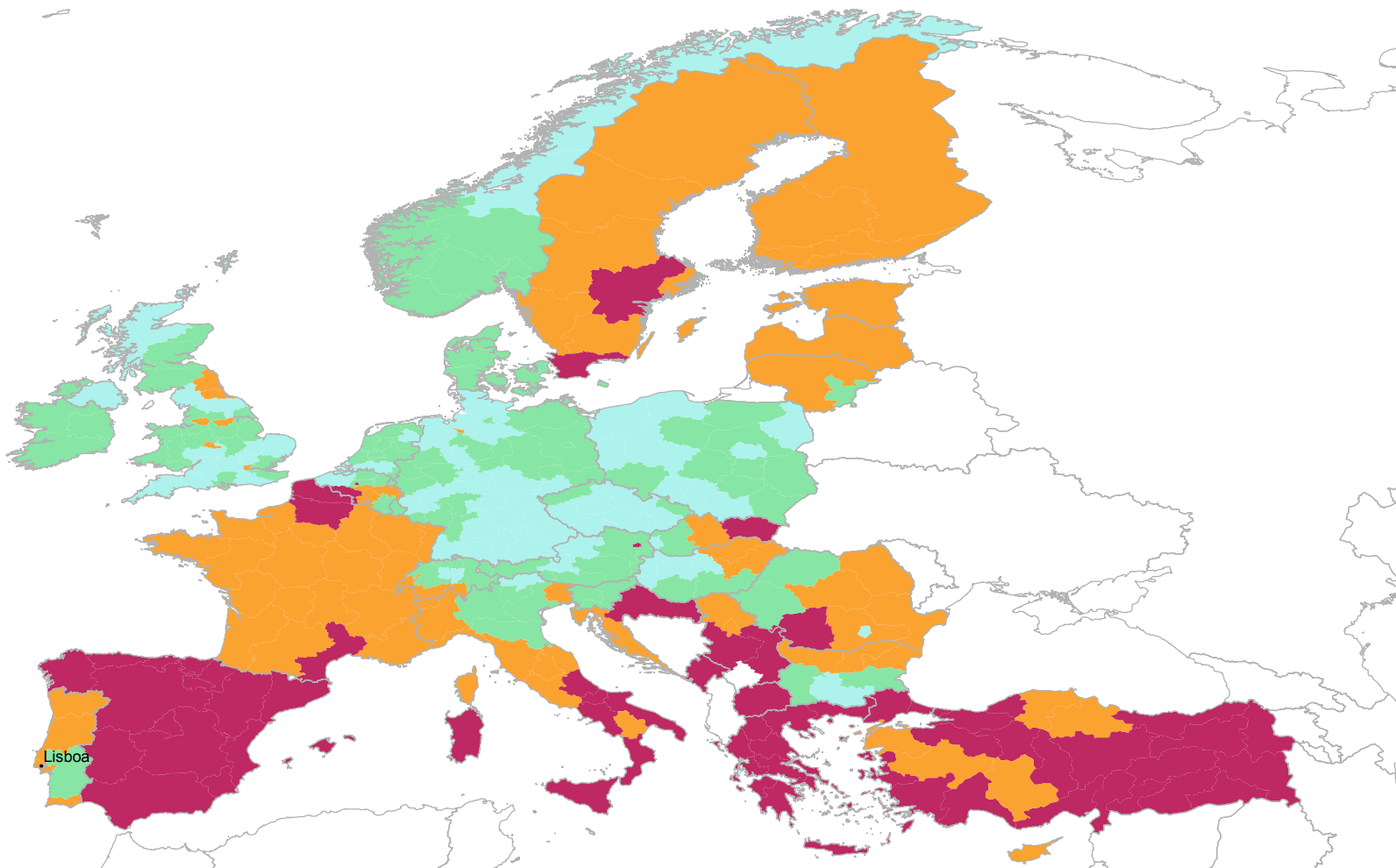


Secondary Education




University education





Desemprego
(% do total do desemprego da região . ano 2022)

- <3,0
- 3,1 - 5,0
- 5,1 - 8,5
- >8,5

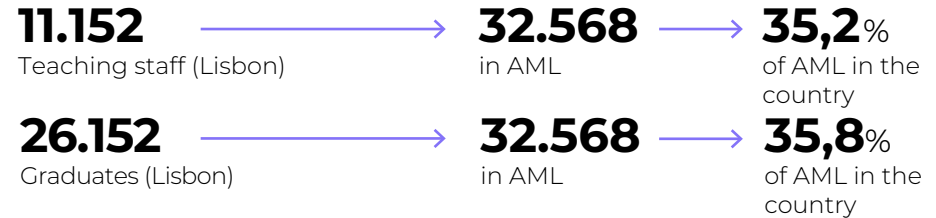
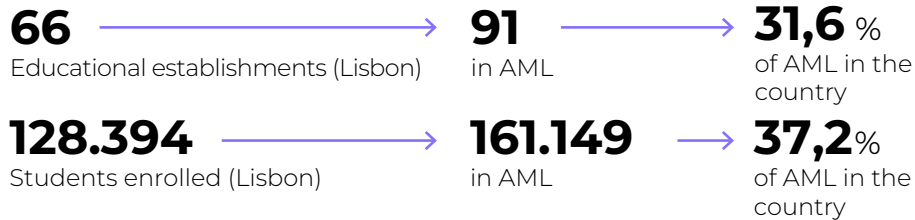


Fonte: Eurostat (European Commission) — GISCO, NUTS 2016 . 14/03/2019
Limites Administrativos: © EuroGeographics © UN-FAO © Turkstat

Knowledge and innovation


433.217 No. enrolled in higher education

Higher education indicators



Source: Statistics Portugal, Statistical Yearbook of Lisboa Region, Ed.2022

Higher education graduates in AML - main fields of study



Source: Statistics Portugal, Statistical Yearbook of Lisboa Region, Ed.2022

International Students

69.965

National total

* includes Erasmus Program

15.832

in International mobility programmes

* includes Erasmus Program

Enrolled students of foreign nationality

21.173

Totals (Lisbon)

5.435

Of which in international mobility programmes* (Lisbon)

26.938

in AML

6.771

na AML

39%

of AML in the country

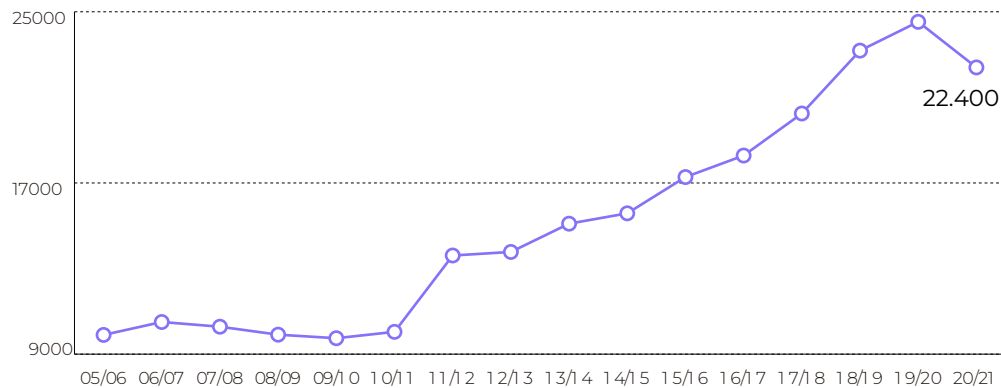
43%

of AML in the country

Source: DGEEC/MEC Directorate-General for Education and Science Statistics 2020/2021

* Includes Erasmus Program, Protocol/partnership with a foreign institution and other international programs

Evolution of students of foreign nationality enrolled in higher education in AML



Source: DGEEC/MEC Directorate-General for Education and Science Statistics



R&D Indicators

1,7 % → **1,4 %**
R&D expenditure in GDP (AML) in Portugal

16,9 % → **11,7 %**
People (FTE) in R&D in the working population (AML) in Portugal

1,4 % → **1,0 %**
Researchers (FTE) in R&D in the working population (AML) in Portugal

Source: INE, I.P. Statistical Yearbook, Ed. 2021, Year: 2019

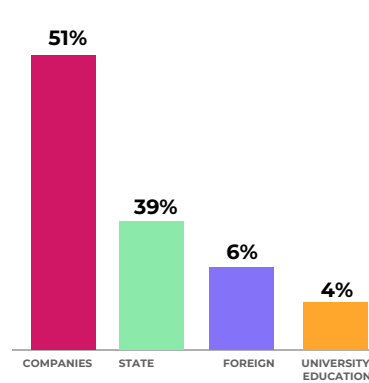
Total R&D expenditure

1.293,6 → **2.991,9** → **43,2 %**
AML (thousands €) in Portugal of AML in the country

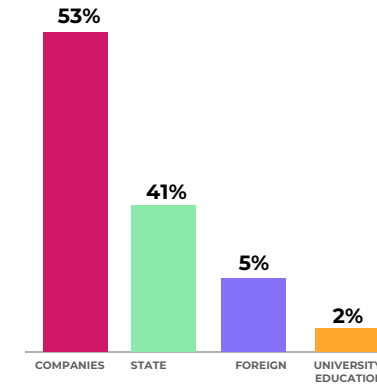
Source: INE, I.P. Statistical Yearbook, Ed. 2021, Year: 2019

Breakdown of total R&D expenditure by sector of execution

Lisbon (AML)



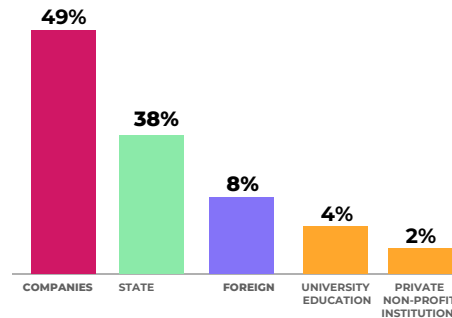
Portugal



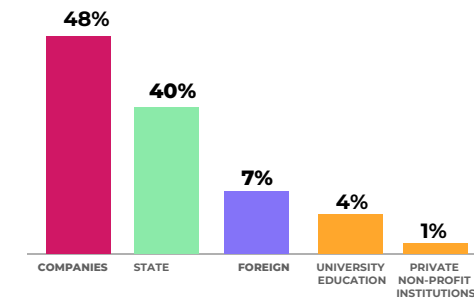
Fonte: INE, I.P., A nuário Estatístico Edição 2021, Ano: 2019

Breakdown of total R&D expenditure by source of funding

Lisbon (AML)



Portugal



Source: INE, I.P. Statistical Yearbook 2021 Edition, Year: 2019

LISBOA: UM ECOSISTEMA DE EXPERIMENTAÇÃO EM CRESCIMENTO

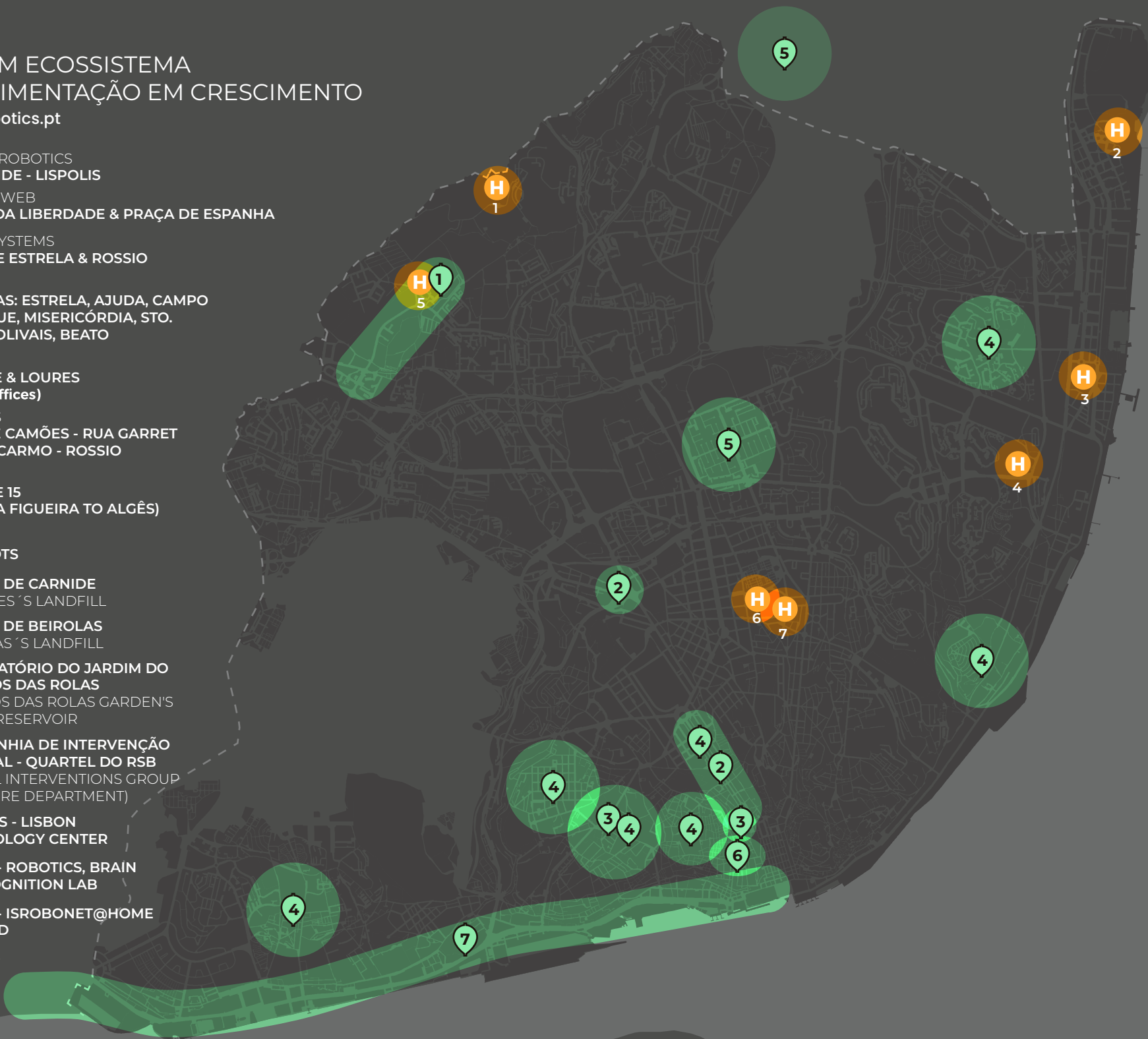
www.lisboarobotics.pt

- 1 CONNECT ROBOTICS
CTE CARNIDE - LISPOLIS
- 2 GREEN BY WEB
AVENIDA DA LIBERDADE & PRAÇA DE ESPANHA
- 3 TRIGGER SYSTEMS
JARDIM DE ESTRELA & ROSSIO
- 4 SOSPLUS
FREGUESIAS: ESTRELA, AJUDA, CAMPO DE OURIQUE, MISERICÓRDIA, STO. ANTÓNIO, OLIVAIS, BEATO
- 5 KLC
ALVALADE & LOURES
(Card 4B offices)
- 6 APPYFANS
LARGO DE CAMÕES - RUA GARRET
- RUA DO CARMO - ROSSIO
- 7 TICKEY
TRAM LINE 15
(PRAÇA DA FIGUEIRA TO ALGÊS)

HOTSPOTS

- 1 **H** ATERRO DE CARNIDE
CARNIDES 'S LANDFILL
- 2 **H** ATERRO DE BEIROLAS
BEIROLAS 'S LANDFILL
- 3 **H** RESERVATÓRIO DO JARDIM DO CABEÇOS DAS ROLAS
CABEÇOS DAS ROLAS GARDEN'S WATER RESERVOIR
- 4 **H** COMPANHIA DE INTERVENÇÃO ESPECIAL - QUARTEL DO RSB
SPECIAL INTERVENTIONS GROUP - RSB (FIRE DEPARTMENT)
- 5 **H** LISPOLIS - LISBON TECHNOLOGY CENTER
- 6 **H** ISR/IST - ROBOTICS, BRAIN AND COGNITION LAB
- 7 **H** ISR/IST - ISROBONET@HOME TESTBED

Fonte: CML/DMEI 2018




An Economy Open to the World

- **Lisbon is a privileged platform for trade** between continents, particularly with the **seven Portuguese-speaking countries**
- **Ideal location for companies wishing to export or invest internationally.**
- **The Lisbon Metropolitan Area is the origin of 30 per cent of the country's exports** and is the destination of **49% of the country's imports**
- **Exports have grown by over 90 per cent in the last 10 years**
- **2.4 million guests a year visit Lisbon Metropolitan Area (AML)**
- **More than 55 per cent of these tourists** come from foreign markets, with particular emphasis on **Brazil, USA, France, Spain and Germany, the United Kingdom**
- **A capital city full of dynamism and events all year round, Lisbon achieved a presence in global visibility rankings, proving its presence as an Atlantic city with unique characteristics for study, live, work and invest.**

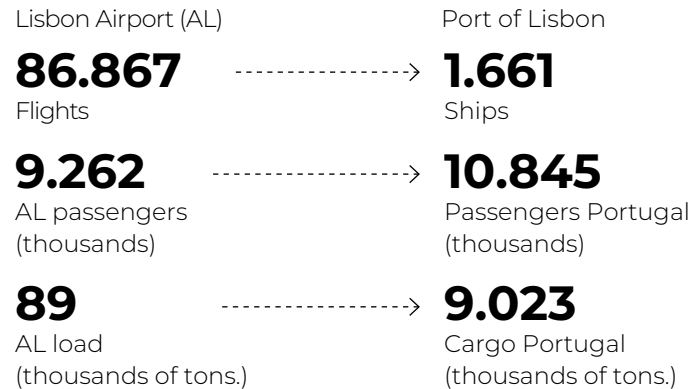
Innovation

National inventions



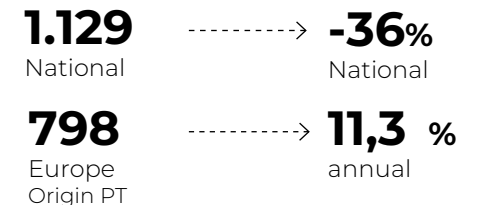
Source: INPI Instituto Nacional Prop. Industrial (2021)

Transport indicators




Source: ANA, Aeroporto Nacional, SA and Port of Lisbon, Year: 2020

National Design



National brands



International Trade

Economic indicators

Export

7672

Lisbon (millions€)



108.653

AML(million€)



30 %

of AML in the country

Import

14.666

Lisbon (millions€)



33.140

AML(million€)



49 %

of AML in the country

Source: INE, I.P. Statistical Yearbook, Ed. 2021, Year: 2020

EXPORT

18.743
Millions



Food products and drinks

9,4%



Industrial Supplies not elsewhere specified categories

23,5%



Fuels and lubricants

13,4%



Machinery, other capital goods their accessories

13,4%



Transport equipment

29,2%



Consumer goods not specified in other categories

11%



Goods not elsewhere specified in other categories

0%

38.368
Millions

IMPORT



Food products and drinks

12,7%



Industrial Supplies not elsewhere specified categories

19,2%



Fuels and lubricants

15,6%



Machinery, other capital goods their accessories

15,5%



Transport equipment

17,1%



Consumer goods not specified in other categories

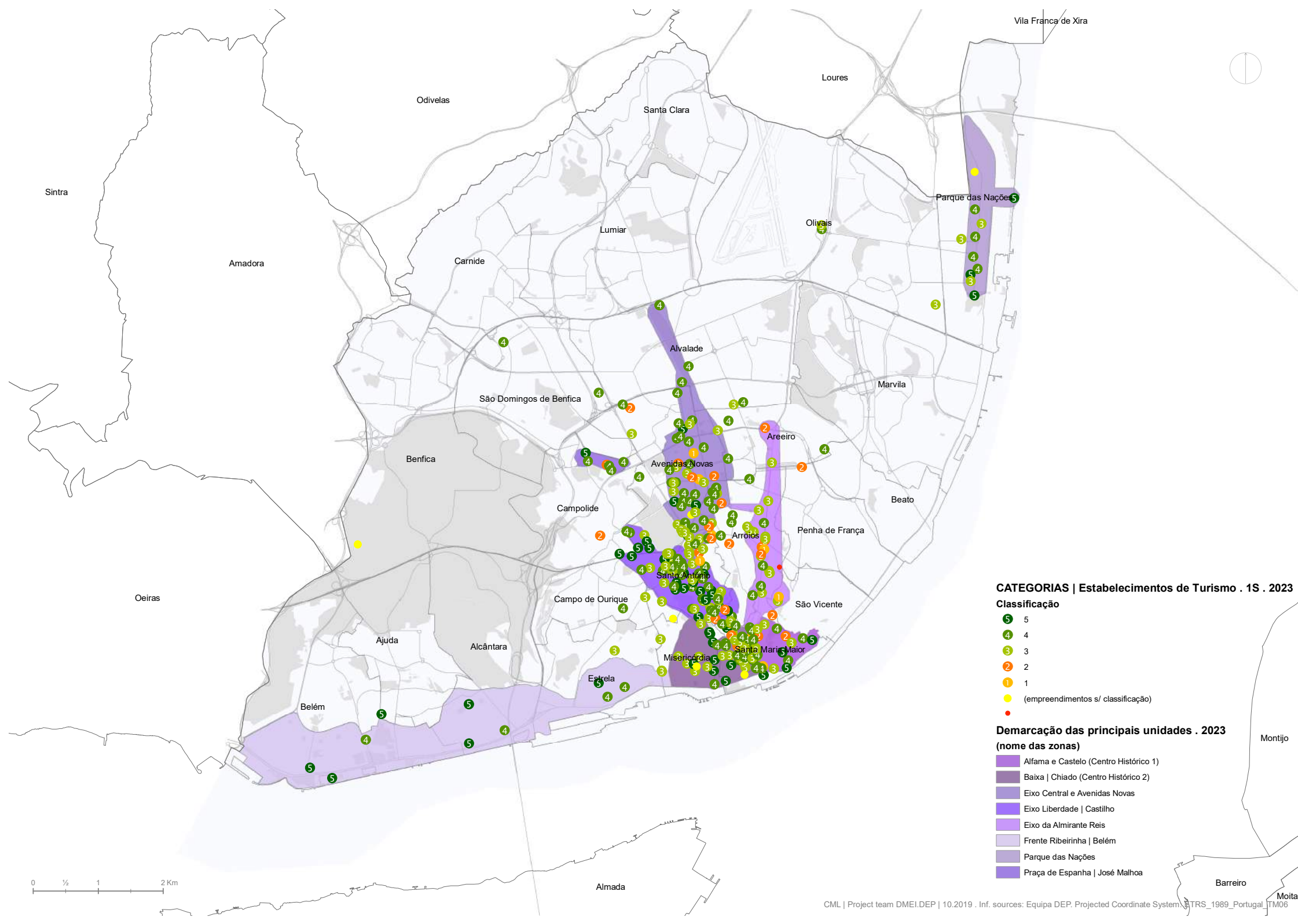
19,8%



Goods not elsewhere specified in other categories

0%

Fonte: INE, I.P., Anuário Estatístico, Ed. 2021, Ano: 2020



CATEGORIAS | Estabelecimentos de Turismo . 1S . 2023

Classificação

- 5
- 4
- 3
- 2
- 1
- (empreendimentos s/ classificação)

**Demarcação das principais unidades . 2023
(nome das zonas)**

- Alfama e Castelo (Centro Histórico 1)
- Baixa | Chiado (Centro Histórico 2)
- Eixo Central e Avenidas Novas
- Eixo Liberdade | Castilho
- Eixo da Almirante Reis
- Frente Ribeirinha | Belém
- Parque das Nações
- Praça de Espanha | José Malhoa

0 1/2 1 2 Km



TOURISM

Guests

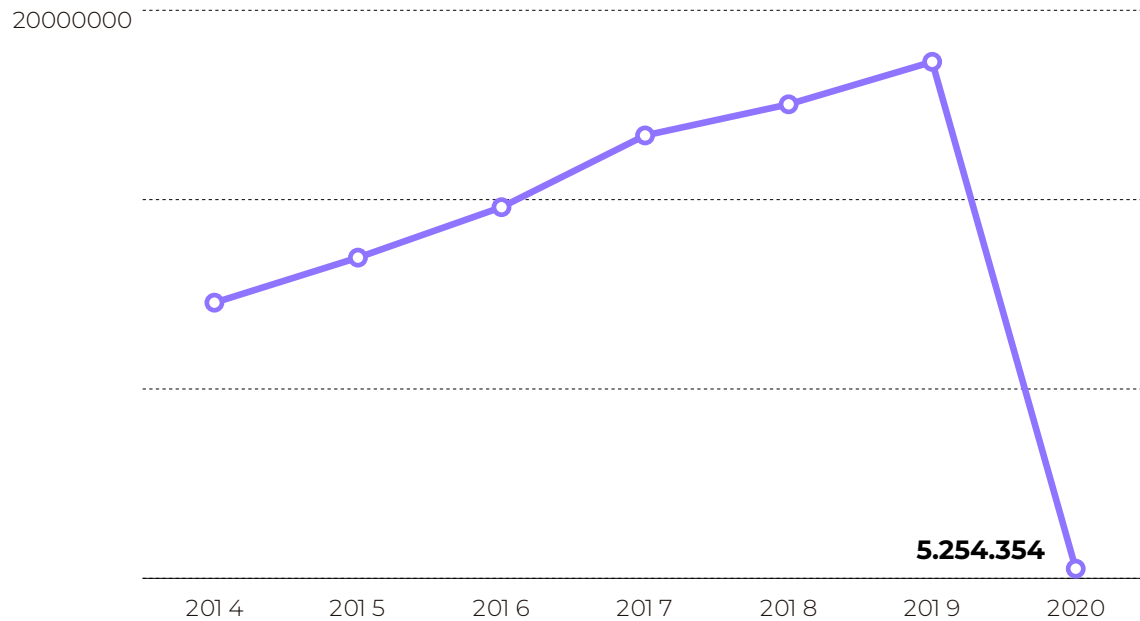
2.162 -----> **3.404** -----> **24,0%**
Lisbon (thousands) AML (thousands) of AML in the country

Overnight stays

5.138 -----> **7.731** -----> **21,0 %**
Lisbon (thousands) of AML in the country of AML in the country

Source: INE, I.P. Statistical Yearbook, Ed. 2021, Year: 2019

Evolution of the number of overnight stays in the Lisbon Region



Lisboa iCapital Finalist 2023

#iCapitalAwards

THE EUROPEAN
CAPITAL OF
INNOVATION
AWARDS **23**

FINALISTS

LISBOA (PT)
LVIV (UA)
WARSZAWA (PL)

European
Innovation
Council

